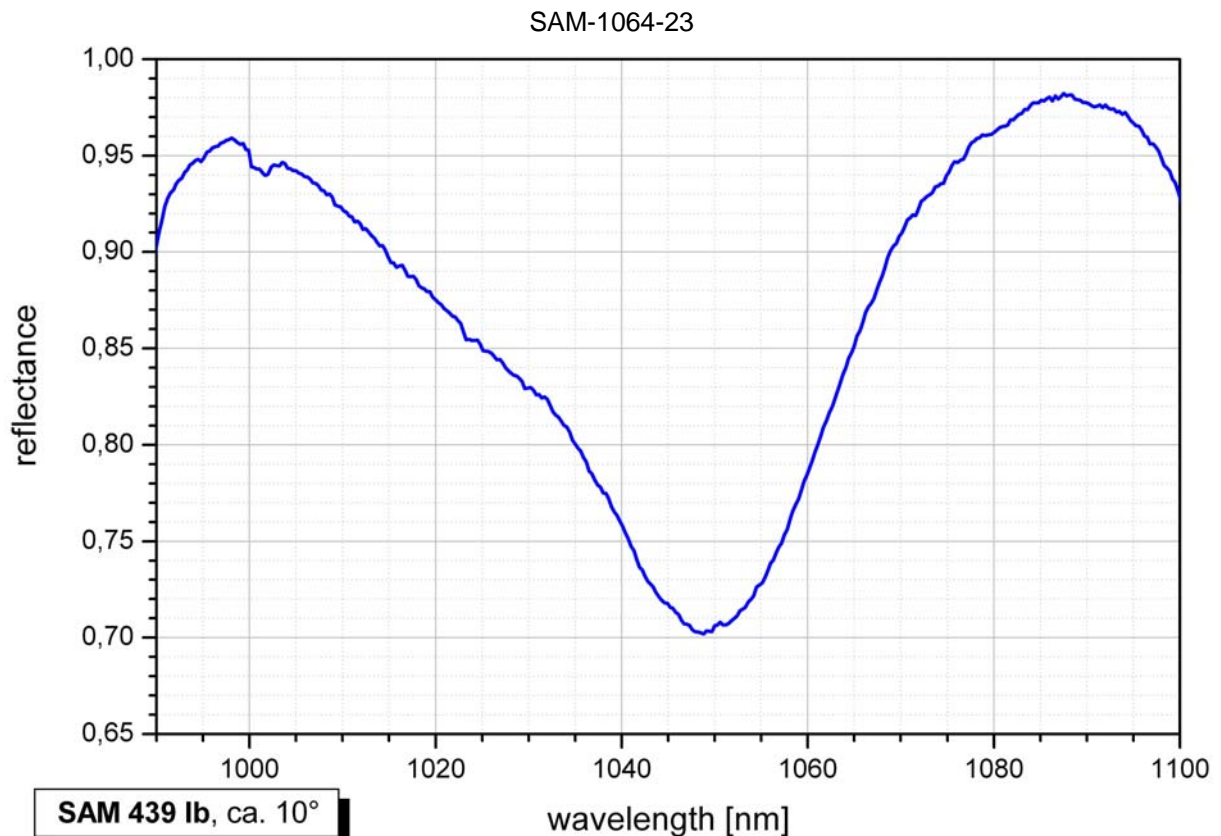
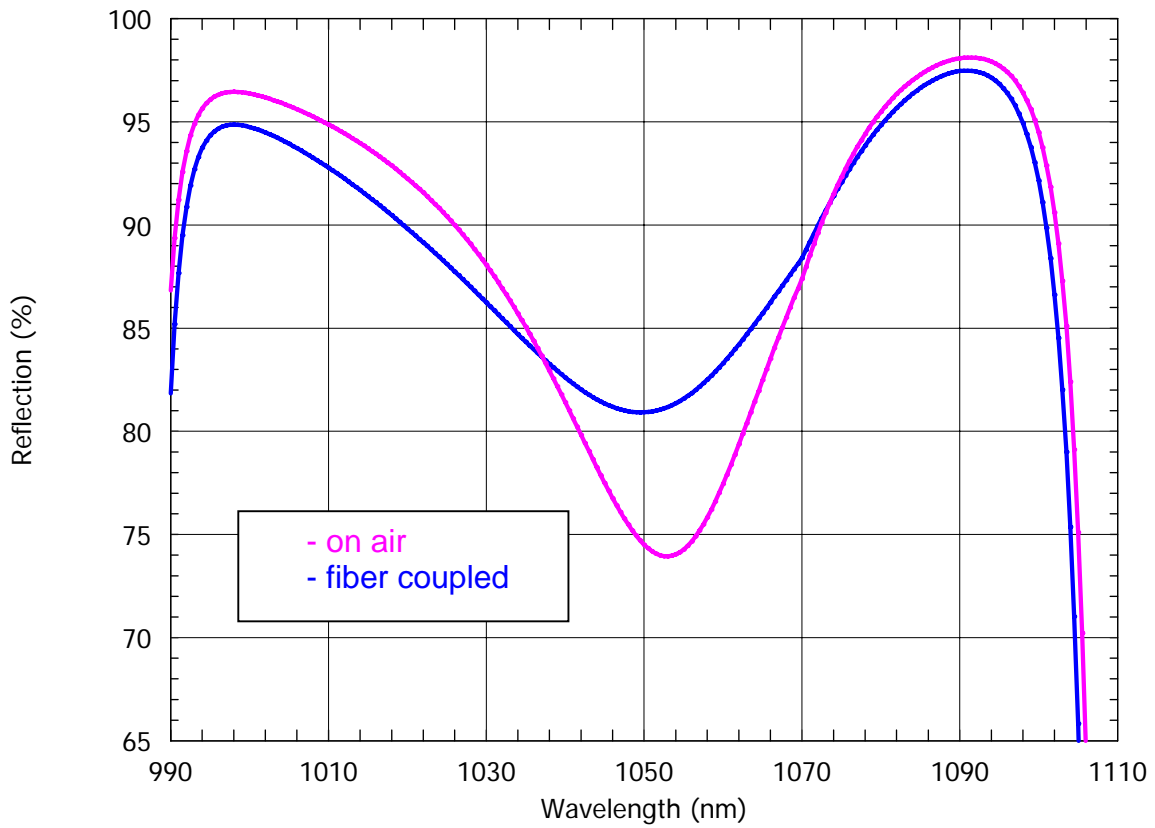


## SAM™ data sheet SAM-1064-23-x-1ps, $\lambda = 1064 \text{ nm}$

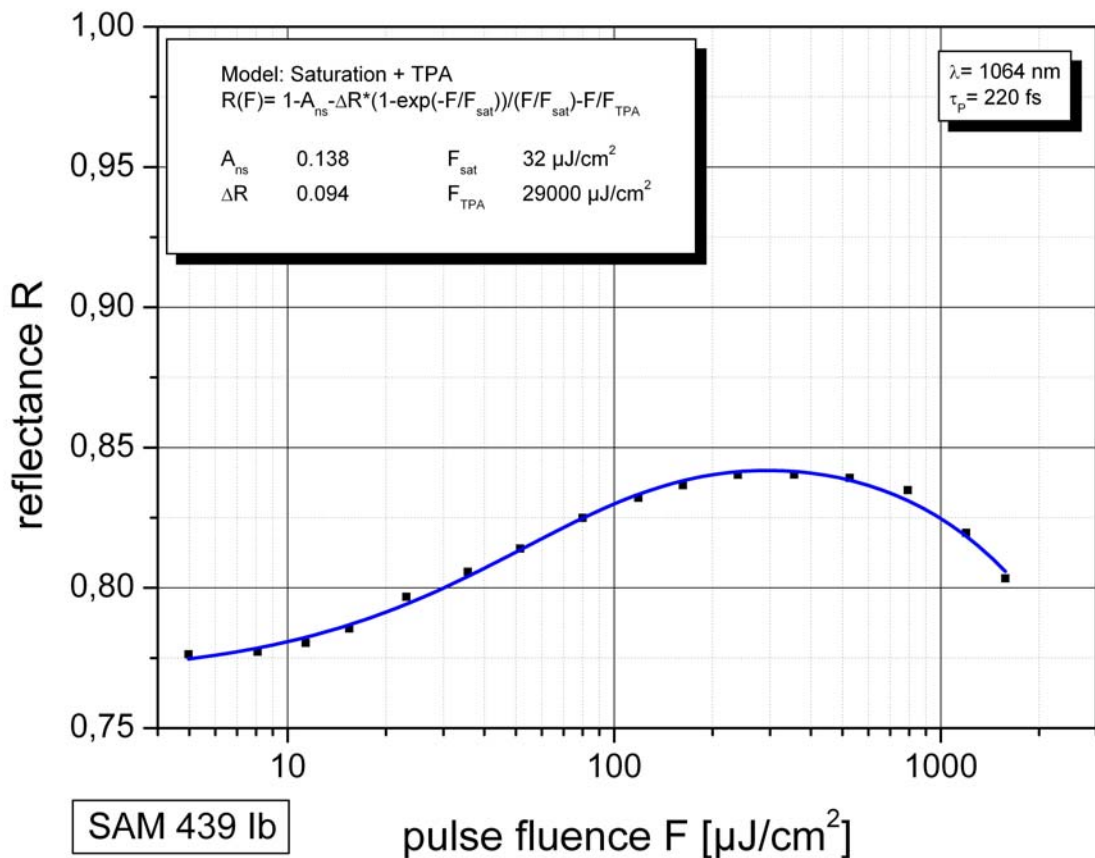
Laser wavelength	$\lambda = 1064 \text{ nm}$
High reflection band (R > 70%)	$\lambda = 1000 \dots 1090 \text{ nm}$
Absorbance	$A_0 = 23 \%$
Modulation depth	$\Delta R = 10 \%$
Non-saturable loss	$A_{ns} = 13 \%$
Saturation fluence	$\Phi_{sat} = 32 \mu\text{J}/\text{cm}^2$
Relaxation time constant	$\tau \sim 1 \text{ ps}$
Damage threshold	$500 \text{ MW}/\text{cm}^2$
Chip area	4mm x 4mm; other dimensions on request
Chip thickness	400 $\mu\text{m}$ ; optional: 150 $\mu\text{m}$ on request
Protection	the SAM is protected with a dielectric front layer
Mounting of SAM-1064-23-x-1ps	denotes the type of mounting as follows:
x = 0	unmounted
x = 12.7 g	glued on a gold plated Cu-cylinder with 12.7 mm $\varnothing$
x = 25.4 g	glued on a gold plated Cu-cylinder with 25.4 mm $\varnothing$
x = 12.7 s	soldered on a gold plated Cu-cylinder with 12.7 mm $\varnothing$
x = 25.4 s	soldered on a gold plated Cu-cylinder with 25.4 mm $\varnothing$
x = FC	mounted on a 1 m monomode fiber cable with FC connector

### Low intensity spectral reflectance





**Saturation measurement**



Pump-probe measurement

