

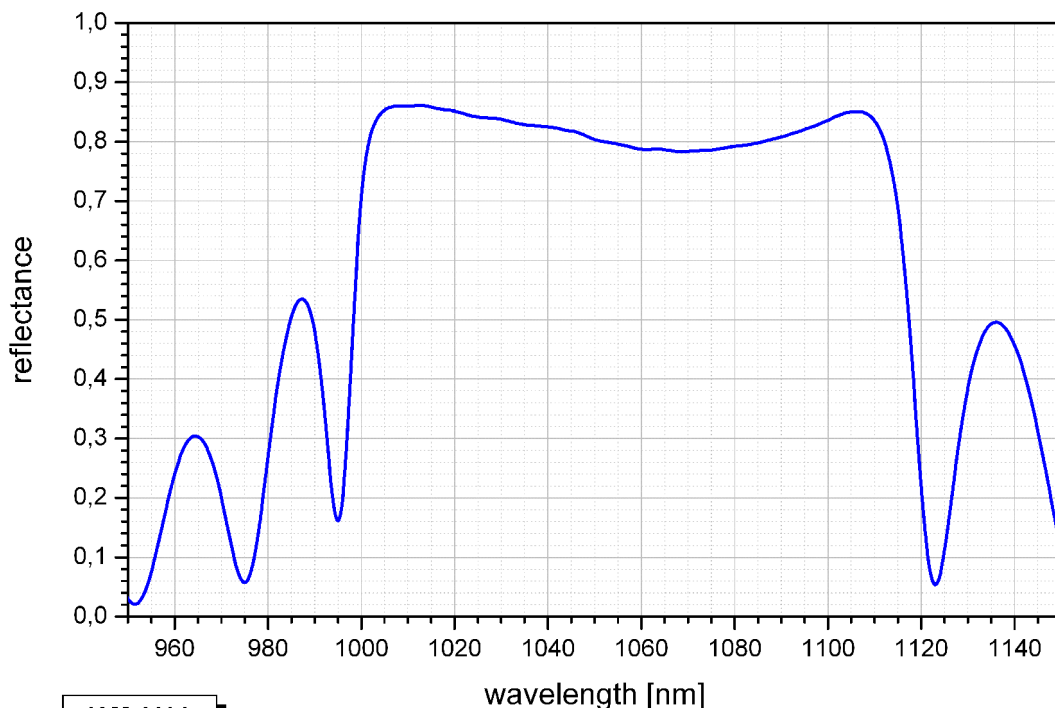
### SAM™ Data Sheet SAM-1064-23-9ps-x, $\lambda = 1064 \text{ nm}$

Laser wavelength	$\lambda = 1064 \text{ nm}$
High reflection band (R > 80%)	$\lambda = 1010 \dots 1110 \text{ nm}$
Absorbance	$A_0 = 23 \%$
Modulation depth	$\Delta R = 13 \%$
Non-saturable loss	$A_{\text{ns}} = 10 \%$
Saturation fluence	$\Phi_{\text{sat}} = 55 \mu\text{J}/\text{cm}^2$
Relaxation time constant	$\tau \sim 9 \text{ ps}$
Damage threshold	$400 \text{ MW}/\text{cm}^2$
Chip area	4mm x 4mm; other dimensions on request
Chip thickness	400 $\mu\text{m}$ ; optional: 150 $\mu\text{m}$ on request
Protection	the SAM is protected with a dielectric front layer

Mounting option **x** denotes the type of mounting as follows:

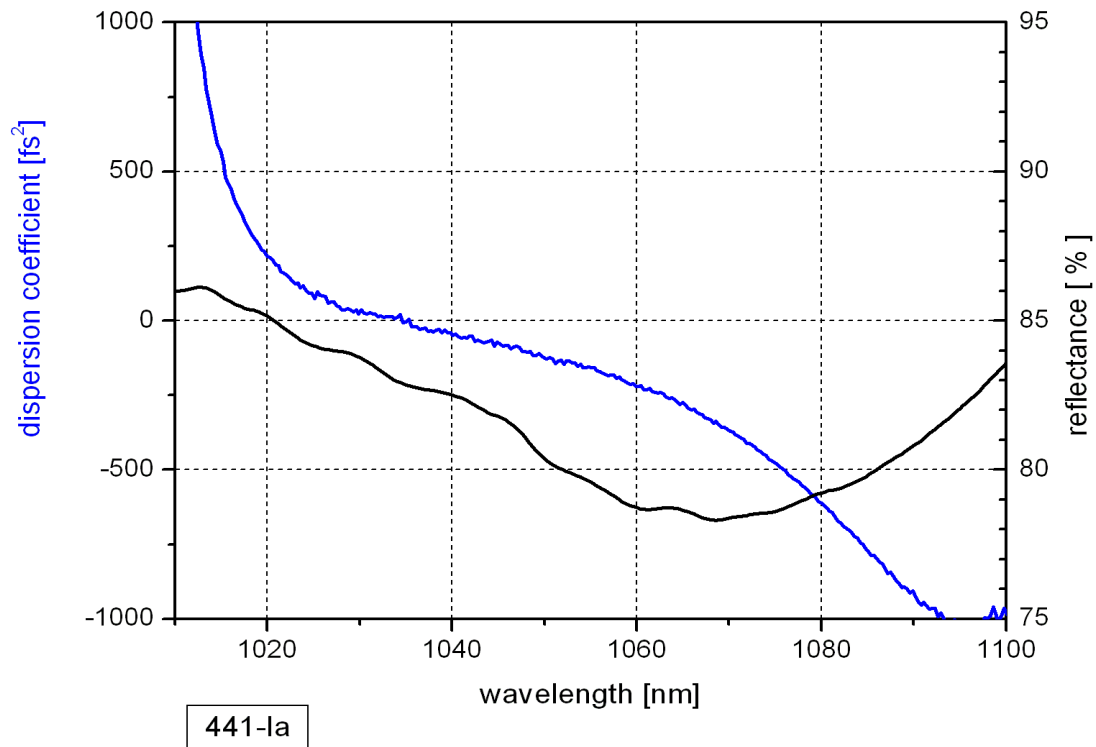
<b>x</b> = 0	unmounted
<b>x</b> = 12.7 g	glued on a gold plated Cu-cylinder with 12.7 mm $\varnothing$
<b>x</b> = 25.4 g	glued on a gold plated Cu-cylinder with 25.4 mm $\varnothing$
<b>x</b> = 12.7 s	soldered on a gold plated Cu-cylinder with 12.7 mm $\varnothing$
<b>x</b> = 25.4 s	soldered on a gold plated Cu-cylinder with 25.4 mm $\varnothing$
<b>x</b> = 25.0 w	soldered on a water cooled Cu-cylinder with 25.4 mm $\varnothing$
<b>x</b> = FC	mounted on a 1 m monomode fiber cable with FC connector

#### Low intensity spectral reflectance



JAM 441 la

### Low intensity spectral reflectance and dispersion coefficient $D_2$

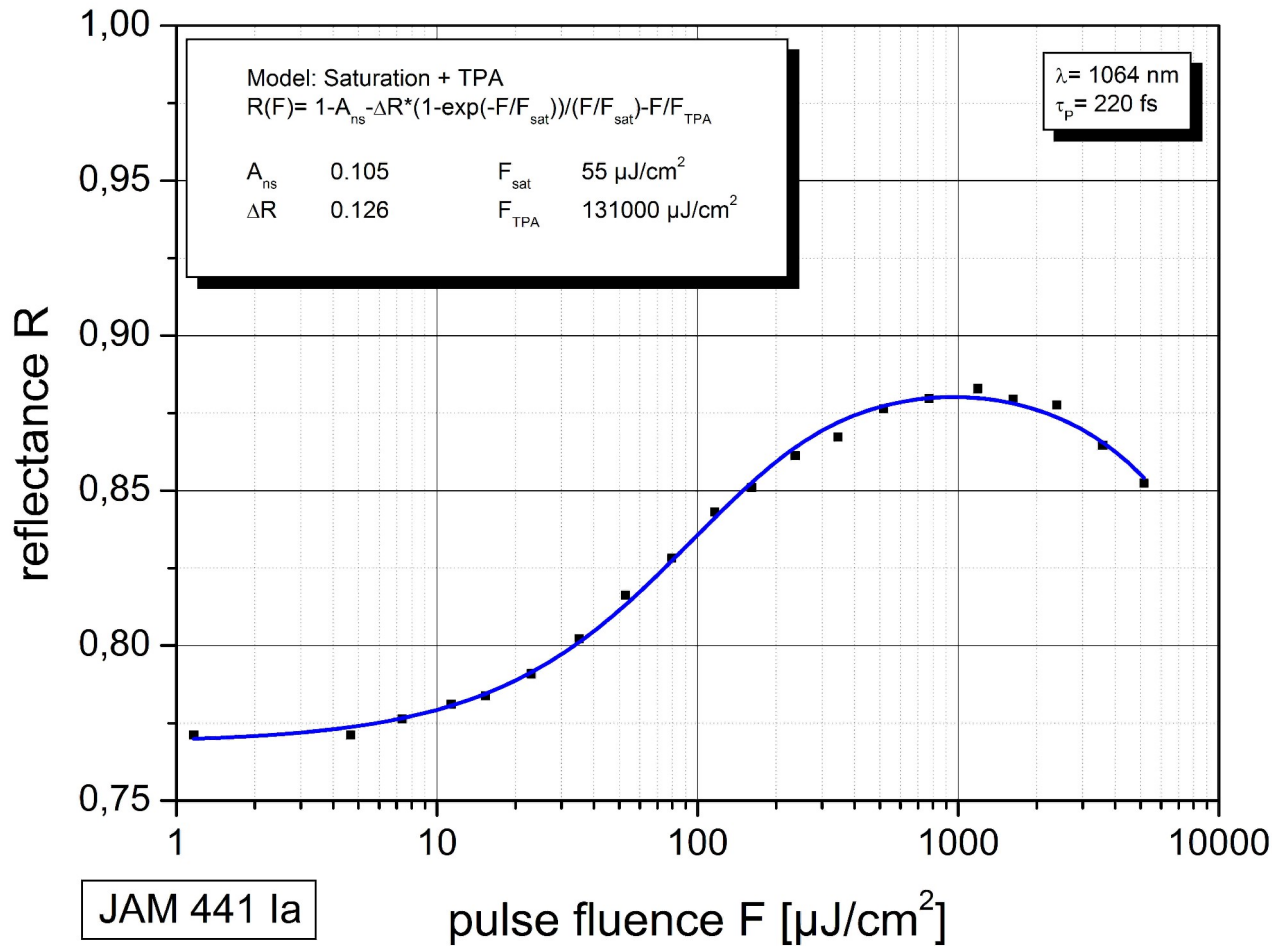


### Group Delay Dispersion (GDD)

Dispersion coefficient  $D_2(\omega) = \frac{\partial^2 \varphi}{\partial \omega^2}$  with  $\varphi$  - reflected phase

$\omega = 2\pi \frac{c}{\lambda}$  - angular frequency

### Saturation measurement



### Pump-probe measurement

