

FC-SANOS-15XX

Data sheet of fiber-coupled SANOS @ $\lambda = 1530 \dots 1560$ nm

SANOS – Saturable noise suppressor

SANOS applications

- Suppression of noise (ASE – amplified spontaneous emission) after an optical amplifier (passive optical signal regeneration)
- All-optical wavelength conversion of pulsed optical signals

Main FC-SANOS data



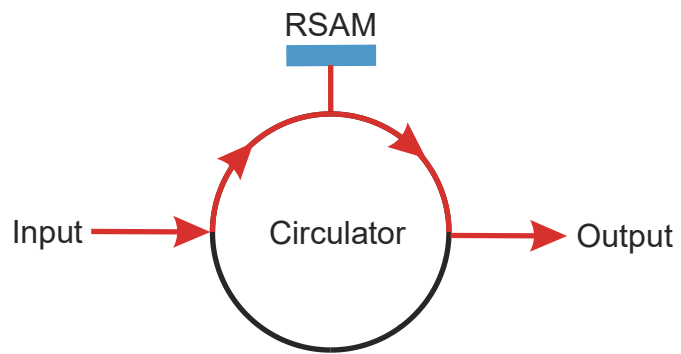
Resonance wavelength	$\lambda = 1530$ nm, 1535 nm, ... ,1555 nm, 1560 nm in steps of $\Delta\lambda = 5$ nm
Full width at half maximum	FWHM = 16 nm
Low intensity transmittance	3 %
High intensity transmittance	45 %
Noise suppression factor	6 ... 18 (dependent on the input signal/noise ratio)
Insertion loss	3 dB
Pulse fluence	$F = 100 \mu\text{J}/\text{cm}^2$
Relaxation time constant	$\tau \sim 5$ ps
Maximum mean input power	$P_{\text{max}} = 0.5$ W
Directivity	≥ 50 dB
Fiber connector type	FC/PC, other on request

SANOS description

A SANOS is a resonant saturable absorber mirror (RSAM), mounted on a circulator. The RSAM has a strong non-linear reflectance. For a low input signal level the transmittance of the FC-SANOS is only 3% (97% loss), whereas high intensity pulses are transmitted with a lower loss of 50%. The needed peak pulse power for saturation is about 500 mW. Because the RSAM is a resonant device, the noise is only suppressed at the resonance wavelength. The common fiber connector type is FC/PC, but it can be customized. The input isolation is better than 50 dB.

Order information


FC-SANOS-15XX	Fiber coupled SANOS with resonance wavelength of 15XX nm
	SANOS with resonance wavelengths between 1530 nm and 1560 nm are available



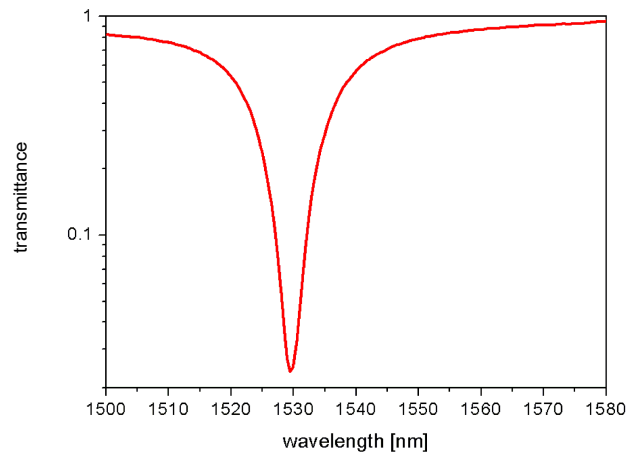
Spectral transmittance I_{out}/I_{in}

Low intensity (unsaturated) transmittance of a FC-SANOS-1530

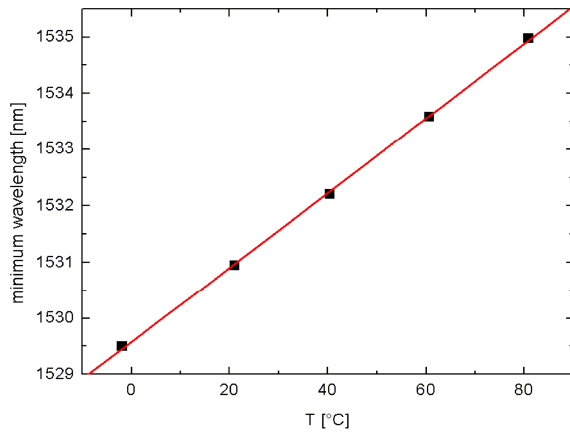
linear scale



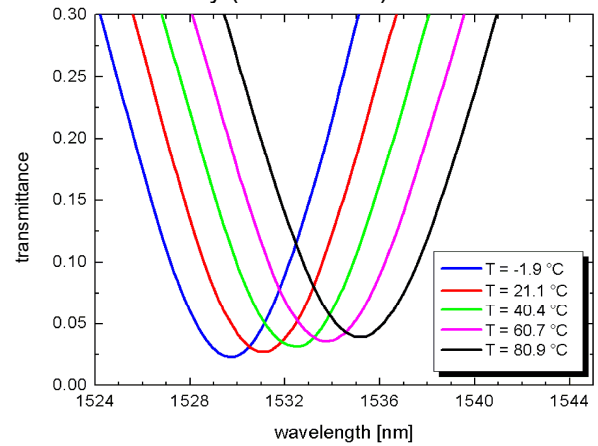
logarithmic scale



1530 nm FC-SANOS-1550-TEC
Temperature dependency of the resonance

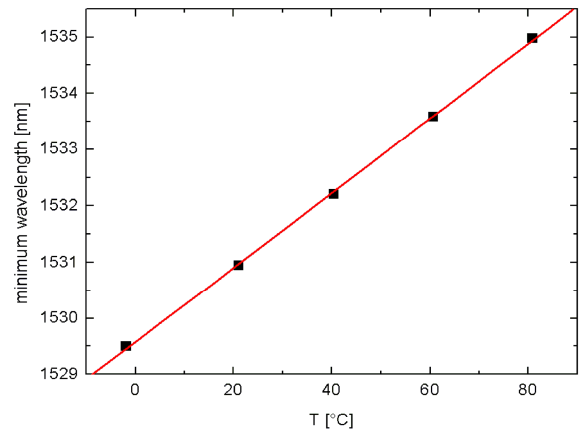
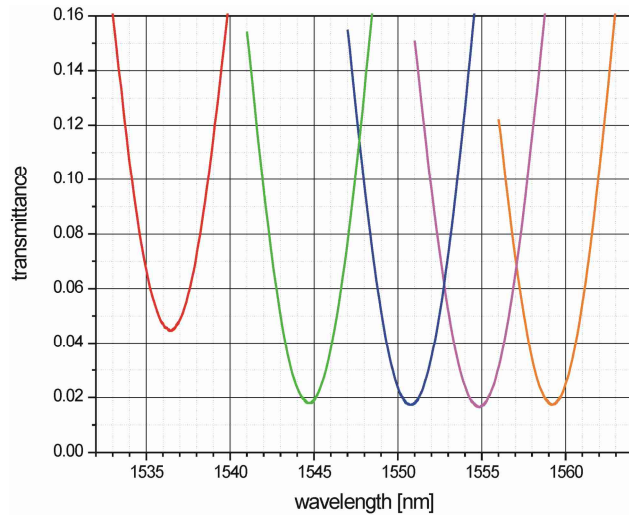


Shift of the resonance wavelength using TEC
Low intensity (unsaturated) transmittance



Resonance wavelength of FC-SANOS-15XX with different RSAMs

Temperature dependency of a 1530 nm SANOS



The temperature shift of the resonance wavelength λ is given by

$$\lambda(T) = \lambda(T_0) \left[1 + \frac{1}{n} \frac{dn}{dT} (T - T_0) \right]$$

with

temperature coefficient $\frac{1}{n} \frac{dn}{dT} \approx 4.4 \cdot 10^{-5} K^{-1}$

T_0 - reference temperature

T – working temperature.

Noise suppression factor

The noise suppression factor (improving factor of the signal to noise ratio) depends on the signal to noise ratio (S/N) of the input signal. If the noise level of the input signal is low, the noise suppression ratio is high and vice versa. The reason for this dependency is the partly saturation of the RSAM in case of a high noise level.

