


Data sheet T2T : Theta-2-Theta angular scanning unit




T2T-a – automatic Theta-2-Theta angular scanning unit with sample holder

The T2T angular scanning unit is dedicated for angle dependent reflection measurements, but can be also used for transmission measurements. The two arms holding the emitter and detector antenna are moved simultaneously to ensure that the incidence angle Θ is equal to the reflection angle Θ . The sample is placed in a sample holder at the center of rotation. If needed one arm of the setup can be disconnected in order to measure with a non-symmetric configuration. Fiber-coupled antennas are required in order to work with this setup.

The angular scanning unit comes in two configurations:


T2T-m

The angle of incidence / reflection (Θ) is set manually by moving a sled to a chosen position. The user has to start the THz measurement himself at each position.



T2T-a

The angle of incidence / reflection (Θ) is set by a linear stage. At each angle the software will conduct a THz measurement according to the chosen parameters. The results are displayed and stored automatically.



Specifications:

Scanning interval	15 ° - 90 ° (transmission measurements are carried out at $\theta = 90^\circ$)
Angular resolution	0.5 ° (diffraction limited due to long wavelength)
Beam diameter	collimated: 20 mm / focused: 1.3 mm @ 1 THz
Sample holder	the setup comes with a dedicated sample holder to ensures the right position
T2T connection	the two arms for the emitter and detector antenna can be uncoupled in order to conduct measurements in a non-symmetric configuration

Contact

If you have any further questions or remarks, please do not hesitate to contact us.

BATOP GmbH
Stockholmer Str. 14
D-07747 Jena
Germany

e-mail: info@batop.de

Tel.: +49 3641 634009 0
Fax.: +49 3641 634009 20